

A PERSONAL GROWTH EXPERIENCE

PARTICIPANTS GUIDE



Your purpose begins where your past experiences,
core values, and spiritual gifts collide.

NAME:

THIS MATERIAL HAS BEEN COLLATED OR WRITTEN BY DR. CRAIG SMEE OF NIMBLE.CHURCH

Concepts devised from and with credit to LifePath, Chazown Experience by Life Church, and Johari's Window by Joseph Luft and Harrington Ingham.



NO REPRODUCTION OF THIS MATERIAL IS PERMITTED WITHOUT EXPRESS PERMISSION FROM THE CONTRIBUTORS.

“

**EVERYONE ENDS UP SOMEWHERE
FEW PEOPLE END UP SOMEWHERE ON PURPOSE**

CRAIG GROESCHEL

WHAT'S IN THIS PATH GUIDE?

TABLE OF STEPPING STONES

WELCOME	PAGE 1
THE QUEST FOR A UNIQUE PURPOSE	PAGE 3
THE ART OF SELF AWARENESS	PAGE 7
PAST EXPERIENCES	PAGE 11
CORE VALUES & SPIRITUAL GIFTS	PAGE 15
YOUR PURPOSE STATEMENT	PAGE 22
ITS A JOURNEY - HOMEWORK	PAGE 27

I CRY OUT TO GOD, MOST HIGH TO GOD, WHO FULFILLS HIS PURPOSE FOR ME

PSALM CHAPTER 57 AND VERSE 2

WELCOME to the beginning of an exciting journey to understand your unique purpose! As you dive in, reflect on your life experiences, values, and the incredible gifts within you – they all come together to shape your special WHY. As you navigate the PURPOSE PATH, we hope you'll uncover your God-given purpose in a laid-back way. Be open and honest, and include a prayer or two. You'll gain a deeper awareness of who you are and what you're meant to do along the way. **Consider this the start of a journey with a timeless touch, as there's something eternal in your heart.** Enjoy the journey!

USING THIS GUIDE

The main part of this guide is in book format, and you will need to pay close attention to the presenter - whether on video or in person. Each section contains keywords that you will need to complete the exercises at the end of each section.

The second part of the guide is truly impactful. It is your life's timeline and the structured journal of your journey and purpose.



Make notes or capture the keyword.



Here lies scripture to help you with your revelation.



This is a vital step or direction for realizing your purpose.



Wait a moment! We need to talk about this.



Stop for a moment and REALLY think about it!

THE PURPOSE PATH



Share with the group what you expect or hope to gain from the Purpose Path Experience.

1. THE QUEST FOR A UNIQUE PURPOSE.

At the end of this chapter, you will understand how your purpose is unique, why you desire purpose, and how the intersection of your core values, past experiences, and spiritual gifts collide to fulfill the quest for your unique purpose.

You've got a purpose-oriented toward and by God. Unless we each take the time to explore and uncover that unique purpose, life starts to go haywire. We drift, and before we know it, we're wondering why we were born in the first place. Embarking on the intentional and **ongoing** journey to discover your purpose is thrilling. It adds meaning to the everyday stuff.



“Where there is no **vision**, the people **perish**...

Proverbs 29:18 NIV



The Hebrew word for **vision** is *CHAZOWN* (pronounced khaw-ZONE) and means _____, _____, or _____.



The Hebrew word for **perish** is *para* (pronounced paw-RAH) and is used to describe unkept hair blowing in the wind and means _____, _____ and _____ in all directions.



By grasping God's dream, revelation, and vision for your life, you kickstart discovering authentic guidance in every interaction, conversation, and decision.



Purpose can be expressed both _____ and as an _____ experience.



Personal purpose uniquely expresses God's dream or vision for you.



With so many personality profiles and surveys trying to categorize us, what sets your purpose apart and makes it uniquely yours?



Even Jesus had a clearly defined purpose that gave His life direction and momentum...

“For the Son of Man came to seek and to save the lost.”

Luke 19:10 NIV



“No one takes it from me, but I lay it down of my own accord. ... This command I received from my Father.”

John 10:18 NIV

Three very distinct areas of our lives converge to create a unique expression of who we are:



1. Your past _____
The unique ingredient to your purpose.

“And we know that in all things God works for the good of those who love him, who have been called according to his purpose.”

Romans 8:28 NIV



2. Your _____
You have a unique reason why these are valuable to you.

“For we cannot oppose the truth, but must always stand for the truth.”

2 Corinthians 13:8 NLT

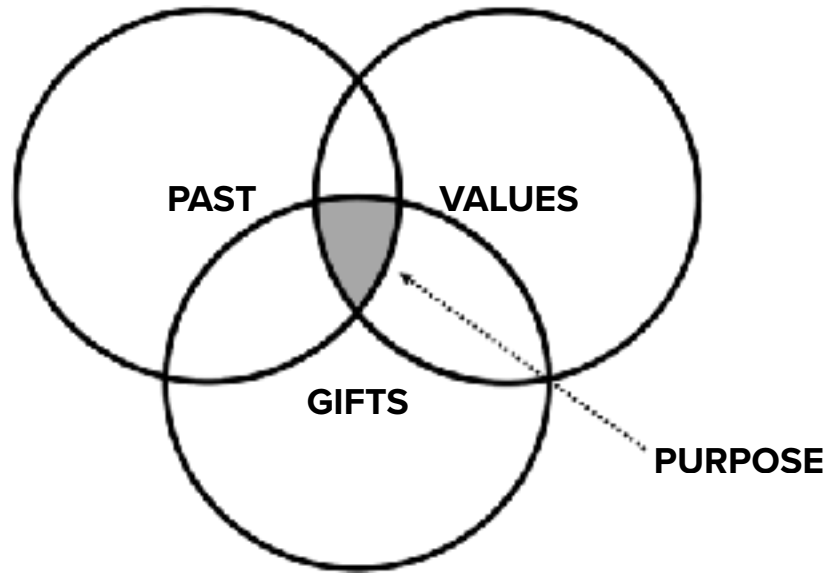



3. Your spiritual _____
How the Holy Spirit inspires you through His unique characteristics.

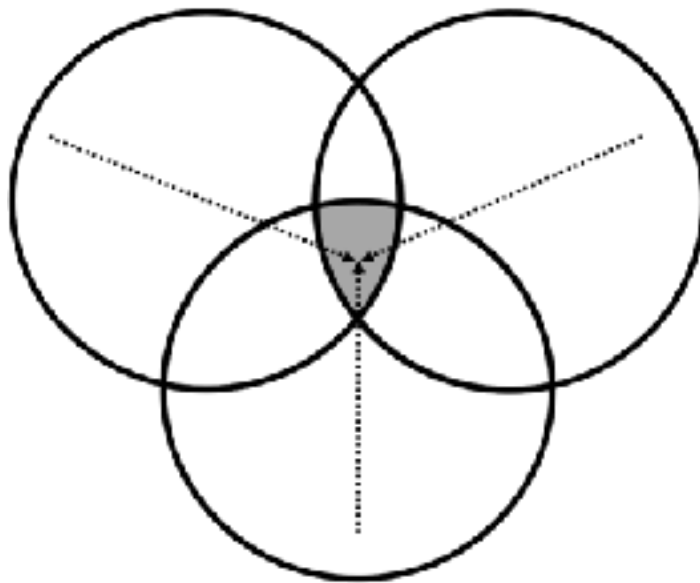
We have different gifts according to the grace given to each of us...

Romans 12:6 NIV

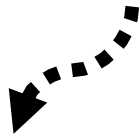
 Where these three areas converge, you begin to discover your unique purpose.



 Drawing these three areas of our lives towards our purpose and being aware of how they change is the path toward that unique purpose.



THE PURPOSE PATH



Stop here for a moment



At the start of the experience, you shared what your expectations were. After discussing your Unique Purpose, have your expectations changed? Share your thoughts with the group.

2. THE ART OF SELF-AWARENESS

At the end of this chapter, you will have an understanding of the concept that the journey of self-discovery begins with self-awareness; you will be introduced to the Johari Window model and have thought through the quadrants of the Johari Window: Open, Hidden, Blind, and Unknown.

We often find ourselves moving in the same direction when we promote others toward greatness. Our purpose path will always involve others but starts with a study of self. **The journey you are about to start will never end.** But the excitement and passion we all yearn for in discovering our purpose starts with learning about ourselves.



We need to know who we are before we can be the best for others.

// When you know who you are, you will know what to do!"

Craig Groeschel - Life Church

// Self-awareness is the ability to see ourselves clearly—to understand who we are, how others see us, and how we fit into the world."

Dr. Tasha Eurich - Author of INSIGHT



To truly begin the process of discovering your purpose, you have to be willing to _____ yourself.



The more you discover about God, Christ, the Holy Spirit, and others, the greater _____ you find.

We can better understand ourselves by looking at three main sources:



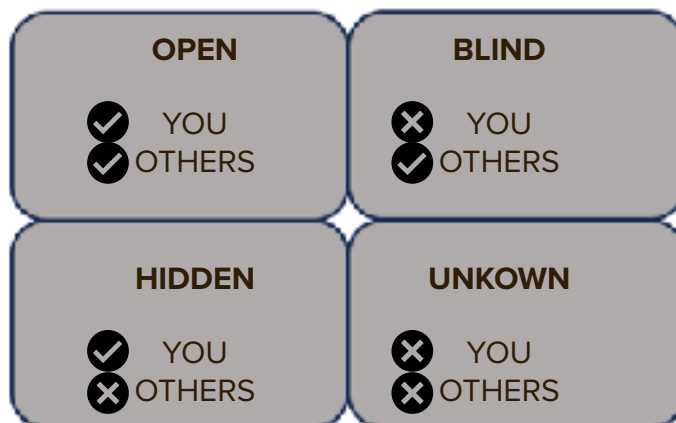
- ▶ What we _____ about ourselves
- ▶ What _____ know about us
- ▶ What _____ needs to reveal to us



American psychologists Joseph Luft and Harry Ingham developed a model in 1955 called the _____. Their model, with some minor tweaks, can help us develop self-discovering habits.

JOHARI WINDOW

Luft and Harry suggested that there are four areas of our self-awareness.



1. _____ Area



Information about your attitudes, behavior, emotions, feelings, skills, and views are known to yourself and are evident to others around you.

2. The _____

Information and interpretations about yourself that are known to others but you are unaware of or have a skewed opinion of.

3. The _____ Area

Information that is known to you but that you keep from sharing with others.

4. The _____ Area

The information that you are unaware of and others don't know. This includes information, feelings, capabilities, talents, etc. This can be due to traumatic past experiences or events which can be unknown for a lifetime.



The _____ area is generally an area of _____ and _____. To best navigate the _____ area, you will need to be _____ with those you _____.



// Walk with the wise and become wise; associate with fools and get in trouble."

Proverbs 13:20 NLT



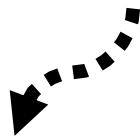
The _____ is best navigated with _____. But in the _____ space, seeking _____ through conversations with the _____ and meditating on the _____ creates self-awareness of _____ dream for your life.



// Don't copy the behavior and customs of this world, but let God transform you into a new person by changing the way you think. Then you will learn to know God's will for you, which is good and pleasing and perfect."

Romans 12:2 NLT

THE PURPOSE PATH



Time to have a chat



What are some of the things that came to your mind when the blind and hidden areas of the Johari Window were discussed?

3. PAST EXPERIENCES

At the end of this chapter, you will begin to see the significance of past experiences in shaping who you are; you will have had time to reflect on pivotal life events, extract lessons and insights from your past, and have created a timeline of significant experiences.

Remember to remain vulnerable, humble, and prayerful as we begin the process. This next section of the Purpose Path is one of the most important. It is difficult to review our lives, events, and seasons, especially the painful ones.



// And we know that in all things God works for the good of those who love him, who have been called according to his purpose. "

Romans 8:28 NIV

When we can know that God has used our past experiences to prepare us to fulfill His vision for our lives, we discover that they can become a source of passion in our lives.



// That's why I take pleasure in my weaknesses, and in the insults, hardships, persecutions, and troubles that I suffer for Christ. For when I am weak, then I am strong."

2 Corinthians 12:1

YOUR TIMELINE

Past experiences, events, and people greatly impact our Purpose Path.



In this session, we will create a personal timeline that will help you see a big-picture overview of your _____.

TO CREATE YOUR TIMELINE, YOU'LL NEED:

- ▶ Your Purpose Path foldout.
- ▶ Different colors of small sticky notes: yellow, pink, blue, and green are best.
- ▶ A pen.
- ▶ Your facilitators will guide you through each step of this process. The instructions are also listed in your Purpose Path foldout.

STEP ONE

Identify the people, events, and circumstances that most affected your life.

Write them down on the yellow sticky notes, using a separate note for each one. This is a brainstorming time, and you don't have to worry about placing them on the foldout or trying to get them into any order.

STEP TWO

Now is the time to put things in order.

Using the vertical rows and starting on the left-hand side, arrange your sticky notes in chronological order on your page.

Place your earliest sticky note in the top left corner, *leaving room for a row of sticky notes across the top and bottom* of the page. Place your second earliest sticky note **below** the first.

STEP THREE

Call it like it was.

Identify the yellow sticky notes that were painful or difficult at the time you experienced them. Rewrite each of those items on a pink sticky note and discard the yellow ones.

STEP FOUR

Organize your timeline into chapters.

Look at the notes you have placed on your page and organize them into chapters. Write a chapter title for each row on a blue sticky note. Place these chapter titles along the top margin of your page above their corresponding section.

STEP FIVE

Clarify the major life lessons.

Review your chapter titles and your yellow and pink sticky notes under each chapter to see what major lessons emerge. Write these lessons on the green sticky notes and place them along the bottom margin of the page. Try to identify at least one lesson for each chapter.

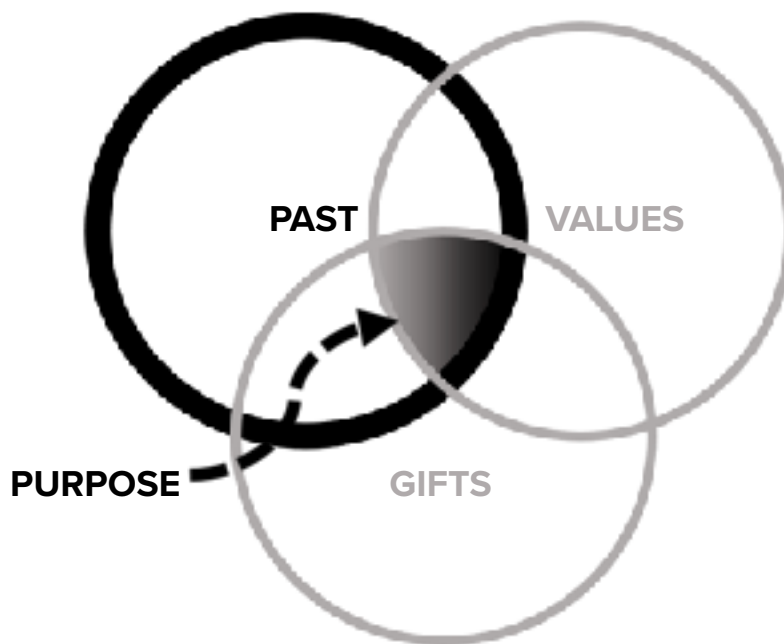
If you're struggling to identify major lessons, then ask yourself the following questions:

- ▶ What was God trying to teach me during this chapter or turning point of my life?
- ▶ What should I remember as I move forward?
- ▶ What abilities or insights has God deposited into my life due to this experience?
- ▶ In what ways can the skills or insights God gave me through this experience impact my future?
- ▶ What character traits did I develop as a result of this experience?
- ▶ What character traits have I come to value most in others?
- ▶ Are there any unique experiences or insights I've gained?
- ▶ What are some of the ways God has used me?
- ▶ Did this experience reveal anything to me about what God is like?

STEP SIX

Add your life lessons to your first circle.

When your timeline is completed, write three to five lessons from your green sticky notes (life lessons) into your past experiences circle in your *Purpose Path* foldout. This will complete your first circle.



THE PURPOSE PATH

 **Timeline to chat**

Spend a few moments sharing your timeline with someone in your group. Describe the life lessons that emerged from your past experiences. *Share only what you feel comfortable with. HINT: Stick to the lessons and not the pink sticky notes!*



4. CORE VALUES & SPIRITUAL GIFTS

At the end of this chapter, you will begin to define your core values and their importance; you will have identified your core values and begun to understand how they contribute to your purpose, see how God has mixed spiritual gifts that enable you to walk out your purpose into your past and values.

Completing your second and third circles will help you see where your core values come from and why certain spiritual gifts intrigue you more than others. Start broad and narrow them down. Remember, your core values are not those you aspire to have but rather those you practice spontaneously!

CORE VALUES

// For we cannot oppose the truth, but must always stand for the truth."

2 Corinthians 13:8 NLT

STEP ONE

To identify your core values, start by exploring your answers to the following three questions:



1. What stirs up righteous _____ inside of you?
2. What brings you the most _____ or joy?
3. When you look at your timeline, what _____ do you see revealed in it?

STEP TWO

Check the core values that apply to you. There is space at the bottom to add others that come to mind.

- | | | | |
|---|--|--|--|
| <input type="checkbox"/> Accountability | <input type="checkbox"/> Attitude | <input type="checkbox"/> Authenticity | <input type="checkbox"/> Bifocals |
| <input type="checkbox"/> Boldness | <input type="checkbox"/> Candy | <input type="checkbox"/> Collaboration | <input type="checkbox"/> Character |
| <input type="checkbox"/> Cats | <input type="checkbox"/> Compassion | <input type="checkbox"/> Confidence | <input type="checkbox"/> Courage |
| <input type="checkbox"/> Creativity | <input type="checkbox"/> Dedication | <input type="checkbox"/> Devotion | <input type="checkbox"/> Discipleship |
| <input type="checkbox"/> Discipline | <input type="checkbox"/> Discovery | <input type="checkbox"/> Diversity | <input type="checkbox"/> Efficiency |
| <input type="checkbox"/> Endurance | <input type="checkbox"/> Encouragement | <input type="checkbox"/> Enthusiasm | <input type="checkbox"/> Evangelism |
| <input type="checkbox"/> Excellence | <input type="checkbox"/> Faithfulness | <input type="checkbox"/> Faith | <input type="checkbox"/> Family |
| <input type="checkbox"/> Fellowship | <input type="checkbox"/> Flattops | <input type="checkbox"/> Generosity | <input type="checkbox"/> Gentleness |
| <input type="checkbox"/> Godliness | <input type="checkbox"/> Goodness | <input type="checkbox"/> Gratefulness | <input type="checkbox"/> Grace |
| <input type="checkbox"/> Growth | <input type="checkbox"/> Hashtags | <input type="checkbox"/> Health | <input type="checkbox"/> Honesty |
| <input type="checkbox"/> Honor | <input type="checkbox"/> Hope | <input type="checkbox"/> Humility | <input type="checkbox"/> Humor |
| <input type="checkbox"/> Instagram | <input type="checkbox"/> Integrity | <input type="checkbox"/> Intimacy | <input type="checkbox"/> Joy |
| <input type="checkbox"/> Justice | <input type="checkbox"/> Knowing God | <input type="checkbox"/> Kindness | <input type="checkbox"/> Leadership |
| <input type="checkbox"/> Learning | <input type="checkbox"/> Loyalty | <input type="checkbox"/> Math | <input type="checkbox"/> Mercy |
| <input type="checkbox"/> Naps | <input type="checkbox"/> Netflix | <input type="checkbox"/> Obedience | <input type="checkbox"/> Openness |
| <input type="checkbox"/> Order | <input type="checkbox"/> Passion | <input type="checkbox"/> Patience | <input type="checkbox"/> Pancakes |
| <input type="checkbox"/> Perseverance | <input type="checkbox"/> Peace | <input type="checkbox"/> Personal Growth | <input type="checkbox"/> Prayer |
| <input type="checkbox"/> Purity | <input type="checkbox"/> Re-gifting | <input type="checkbox"/> Relationships | <input type="checkbox"/> Reliability |
| <input type="checkbox"/> Respect | <input type="checkbox"/> Sacrifice | <input type="checkbox"/> Self-control | <input type="checkbox"/> Self-discipline |
| <input type="checkbox"/> Selflessness | <input type="checkbox"/> Steadfast | <input type="checkbox"/> Servanthood | <input type="checkbox"/> Serve |
| <input type="checkbox"/> Submission | <input type="checkbox"/> Stewardship | <input type="checkbox"/> Teachability | <input type="checkbox"/> Teamwork |
| <input type="checkbox"/> Thankfulness | <input type="checkbox"/> Transparency | <input type="checkbox"/> Truth | <input type="checkbox"/> Trustworthiness |
| <input type="checkbox"/> Turtlenecks | <input type="checkbox"/> Unity | <input type="checkbox"/> Wisdom | <input type="checkbox"/> Worship |
| <input type="checkbox"/> YouTube | <input type="checkbox"/> Zeal | | |

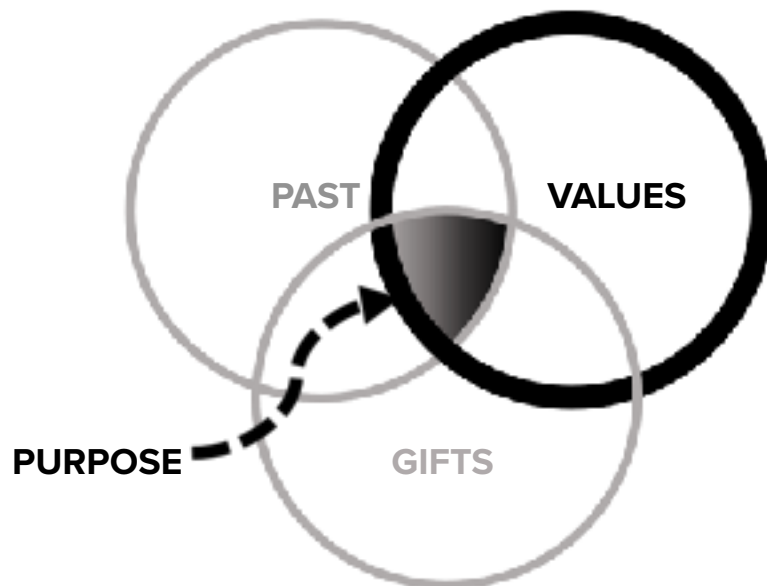
STEP THREE

Now that you've checked the values that apply to you, let's narrow them down.

To help you do this, ask yourself these questions:

- ▶ Which core values do you see reflected in your past experiences?
- ▶ Which of these values have you displayed recently?
- ▶ Which values would others say are true of you?

Now, narrow your list to 3-5 core values and write them in the core values circle in your Purpose Path foldout.



SPIRITUAL GIFTS



// *We have different gifts, according to the grace given to each of us...*

Romans 12:6 NIV

To identify your spiritual gifts, start by asking yourself these questions:



1. What do I _____ doing the most?
2. What do I do that seems to have the most _____ on other people?
3. What do I _____ believe I can do, but I've just never tried?
4. What's something other people tell me I'm _____ at?

STEP ONE

Check three to five spiritual gifts and abilities that apply to you. There is space at the end for you to add gifts that need to be listed here.

Most of these God-given gifts and unique abilities are explained in the following Bible passages: **Romans 12:6-8, Ephesians 4:11-13, 1 Corinthians 12:7-11, 28-31.**

The Gift of Administration

accomplishing goals by planning, organizing, and supervising others
Luke 14:28-30

The Gift of Adapting

responding to the demands of the moment even if they affect your plans
Romans 12:2

The Gift of Communication

the ability to describe, speak in public, or write ideas in a way that is easy for others to understand
James 1:19, 2 Timothy 2:16

The Gift of Compassion

being sympathetic and showing concern for those who are hurting
Ephesians 4:32, Galatians 6:2, Colossians 3:12

The Gift of Creativity

being able to easily create, build, maintain, or repair things
Exodus 28:3-4, 31:1-11, 35:30-35

The Gift of Developing or Strengthening Others

helping others reach their full potential by coaching, challenging, and guiding them
1 Timothy 5:1-2, Hebrews 3:13

The Gift of Encouragement

offering comfort, encouragement, hope, and reassurance to those who are discouraged or weak
Romans 12:6-8, Titus 1:9, Acts 11:23-24, 14:21-22, 1 Thessalonians 2:11-12

The Gift of Forward Thinking

being innovative and guiding others to see changes they need to make today so that it affects their future in a positive way
1 Corinthians 14: 1-5, 24-25, 30-33, 37-40

The Gift of Praying Intently for Others

praying for extended periods on a regular basis and seeing frequent answers to prayer
Ephesians 6:18, Luke 11:1-10, James 5:14-16, 1 Timothy 2:1-2, Colossians 4:12-13, Mark 11:22-25

The Gift of Giving

being generous with your resources, giving sacrificially, and cheerfully giving of your time, talents, and money without thought of being repaid
2 Corinthians 8:2-5, 2 Corinthians 9:6-15, Mark 12:41-44, Mathew 6:3-4

The Gift of Hospitality

making others feel like they're at home
1 Peter 4:9-10, Romans 12:9-13, Acts 16:14-15, Luke 10:38, Hebrews 13:1-2

The Gift of Leadership

setting and communicating goals to others and helping them accomplish God's purposes for their lives
Titus 1:7-14

The Gift of Learning

being drawn to the process of learning and gaining enjoyment from it

Proverbs 1:5, 18:15

The Gift of Music

inspiring others through instrumental music, singing, dancing, or other types of performing arts

1 Samuel 16:14-23, 2 Samuel 6:14-15, 2 Chronicles 5:12-13, Psalms 33:1-3, 96:1-2, 100:1-2, 149:3, 150:1-6, Colossians 3:16

The Gift of Providing Relief

supporting people who are in a crisis and cannot provide for themselves

Proverbs 19:17, Matthew 25:35-40, Galatians 6:2, Deuteronomy 15:11

The Gift of Restoration

developing long-term relationships to support people in need

Galatians 6:1, Jeremiah 30:17

The Gift of Sharing Christ

sharing the gospel of Christ with others in an inspiring, easy-to-understand way

Matthew 28:16-20, Acts 2:36-40, 8:5-6, 14:21, 8:26-40, 2 Timothy 4:5

The Gift of Teaching

explaining truth and applying it effectively so others can understand and learn

Hebrews 5:12-14, Acts 18:24-28

The Gift of Wisdom

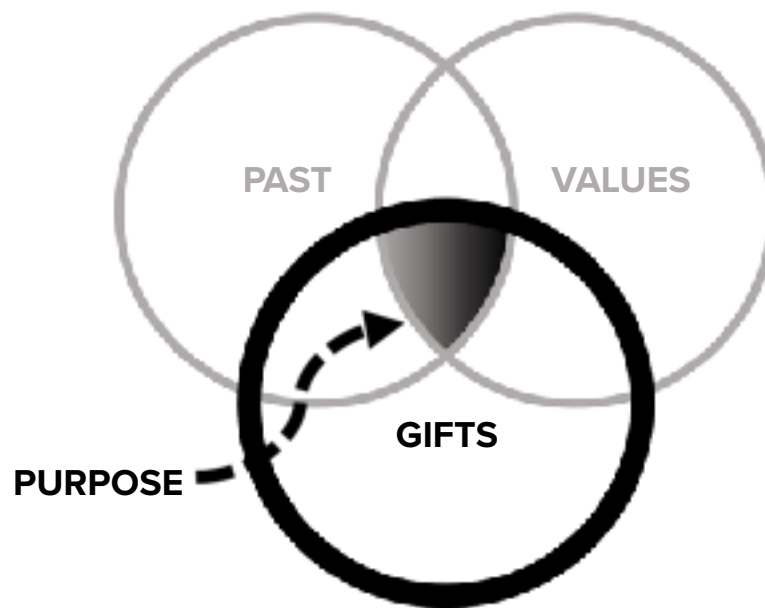
sorting through opinions, facts, and thoughts to determine what solution would be best for themselves and others

James 3:13-18, 2 Chronicles 1:7-11, Acts 6:3-10, 1 Corinthians 2:6-13, 1 Kings 3:16-28

Add any other gifts or abilities you feel God has given you.

STEP TWO

Write your 3-5 spiritual gifts in the spiritual gifts circle located in your Purpose Path foldout.



THE PURPOSE PATH

 **Talk it through**

Share your core values with someone in your group. Give an example of how one of these values has been evident.



How have you seen your spiritual gifts in action in your life? Share that with someone in your group.

BRINGING THE CIRCLES TOGETHER

Congratulations! You've examined your past experiences, and you've identified your core values and your spiritual gifts. You should have all three circles filled in in your Purpose Path foldout. If you don't, then take a minute to do so now. Look carefully at the three circles you've just identified for your life. See where they overlap because that is where you'll find your Purpose.

5. YOUR PURPOSE STATEMENT

At the end of this chapter, you will be able to begin crafting your statement by aligning your values, experiences, and gifts, ensuring your purpose statement is authentic and meaningful, and getting a sense of the intentionality that your statement brings.

It is time to combine your three circles and write a one-sentence purpose statement describing your Purpose Path.

// Where there is no vision, the people perish...

Proverbs 29:18 KJV

Now that you've examined your past experiences, your core values, and your spiritual gifts, ask yourself these questions:



1. Looking at where my past experiences, core values, and gifts and abilities overlap, what do they have in _____?
2. Is there something _____ I feel like God is calling me to _____, either starting now or sometime in the future?
3. Can I see a greater sense of _____ in my daily life as it is right now in this season?

Keep these things in mind as you write your purpose statement:

- ▶ Your Purpose Statement will probably seem kind of _____ at first.

- ▶ Don't feel like your Purpose Statement has to be _____ on your first try.
- ▶
- ▶ Your Purpose Statement can be _____.
- ▶
- ▶ Your Purpose Statement is not going to _____ itself.

Some spaces are provided in your Purpose Path foldout for you to start creating your Purpose Statement.

WRITING YOUR PURPOSE STATEMENT

A purpose statement is a one-sentence version of God's vision for your life, expressed in words that greatly motivate you to action. Your statement reminds you of the whole story of your Purpose Path. It does not need to be a summary that includes everything but a collection of your trigger words that spur you towards walking out what God has called you to do.

Think about one action-focused sentence—a purpose statement that God will use to propel you forward for the rest of your life.

FINISH THIS SENTENCE:

God has created me with a purpose and a vision for my life, and I think it might be...

PURPOSE STATEMENT WRITING TIPS

Chose the description the best describes where you are in writing your Purpose Statement:

A. "I know my purpose, and I'm ready to write".

If you fall into this category, skip to your Purpose Path foldout and write your purpose statement. If you finish early, you might help someone in your group who needs help to write their purpose statement.

B. "I'm pretty clear but need a little help."

If you fall into this category, then try using this formula to complete your purpose statement:

ACTION + WHO + HOW = PURPOSE.

Use this purpose statement as an example: *Encourage single moms to manage their homes by teaching them basic life skills.*

Action = Encourage

Who = Single moms

How = Teaching basic life skills

To jumpstart your thinking, here are some possible words and phrases to create your formula.

Actions

Encourage

Foster

Develop

Train

Use my talent

Speak

Who

Children

Men

Single moms

Teenagers

Elderly

Families

How

Leading

Creating

Overcoming

Experiencing

Modeling

Providing

Teach	Immigrants	Preparing
Care	Homeless	Reconciling
Be an example	The suffering	Increasing
Host	Neighbors	Building

C. "I feel completely stuck and a little overwhelmed."

If you fall into this category, then know that many have drawn a blank at this point, It can be overwhelming to face so many pink sticky notes and not see a purpose in it all.

Maybe these questions can help bring some clarity:

- ▶ What have I always cared a lot about? What values define my very core?
- ▶ What have I always seemed especially gifted to do?
- ▶ What have my past experiences—both good and bad—shown me about myself and my purpose in life?
- ▶ What do my past experiences, core values, and spiritual gifts share?
- ▶ Do you feel God is calling you in a new direction? If so, where do you feel Him calling you?
- ▶ Is there anywhere in your life where you may be dissatisfied? If so, where?
- ▶ Where are you in your relationship with Christ?

Here are some examples of purpose statements that might help you in writing yours:

- ▶ To live free and lead others to freedom.
- ▶ To train children to become disciples of Christ.
- ▶ To passionately encourage others to recognize the gifts that God has given them so they believe in themselves.
- ▶ To develop the talents of my coworkers to their fullest extent by identifying and helping meet their developmental needs.

CONGRATULATIONS!

You have a purpose and plans to walk it out! You WILL end up somewhere—on purpose!

You've dreamed your dreams and begun to seek God and His dream for you. You have learned to understand your unique design and purpose better. You've set some awesome goals. You've chosen (or will choose) someone to go with you on the journey to help you stay on the path.

You've come a long way!

Great job! **But your story is only beginning.**

Are you ready? It's time for you to start living it out.

THE PURPOSE PATH

 Time to share




Share your purpose statement with your group and how you brought your circles together to write it.

 CELEBRATE



Take a moment to thank those around you. They had some pretty big revelations, too!

 What you plan to do



Share your next steps and goals with someone in your group. Also, share your accountability plans.

6. IT'S A JOURNEY - HOMEWORK

The tools you have discovered in this experience are tools you must continue to use as you journey toward a deeper understanding of your purpose. Here is some home reading and discussion points you can use to keep moving forward on your purpose journey.

Like many promises and commitments we make, your purpose statement could become something you tuck away and forget about. Hopefully, the Purpose Path Experience has given you something that other promises or plans have not - **your purpose statement is unique**. If you tuck it away and forget about it, there is a unique gift and dream that will not get to be expressed, and there is a group of people who will never see the power of your purpose.



*// Do not merely listen to the word, and so deceive yourselves. Do what it says.”
James 1:22 NIV*

The best way to see your purpose become reality is to plan for it. We will take a look at four tools to help you start to walk out your purpose statement:

- ▶ Purpose Statement Living
- ▶ Winning with Purpose
- ▶ Purpose Groups
- ▶ Timeline Shifts

These tools or ideas will help you address the following questions:

- ▶ What can you do to keep your Purpose in front of you all the time?
- ▶ What obstacles am I likely to run into?
- ▶ Which spoke should I focus on next?
- ▶ Where do I need to create margin in my life?

- ▶ What new skills or relationships do I need to seek out?
- ▶ Is there someplace at my church where I can serve that might help me live out my Purpose Path?

PURPOSE STATEMENT LIVING

Your purpose is not isolated to only the one group you feel directly called to help. The “who” in your statement is the primary group of people God is calling you to serve, but your past experiences have embedded core values in you that impact every area of your life.

For example, a person who has a purpose statement that is focused on demonstrating love to abused children does not only love abused children. Abused children are probably the group that appeals to this person because of some pink sticky notes on their Purpose Path Timeline. Demonstrating love can stand on its own in this person’s purpose path and affect other groups, family members, and people around them just as much.



Looking at the full expression of our lives, we gain the most purpose momentum when we can find ways of expressing all or part of our purpose statement in different situations and activities.

THE FIVE SPOKES (Full Expression)

▶ Our Relationship with God



// *We must pay the most careful attention, therefore, to what we have heard, so that we do not drift away.”*

Hebrews 2:1 NIV

- ▶ Our relationship with others.
- ▶ Our financial life.
- ▶ Our physical life.



// Do you not know that your bodies are temples of the Holy Spirit ...? ... Therefore, honor God with your bodies."

1 Corinthians 6:19-20 NIV

- ▶ Our work life.

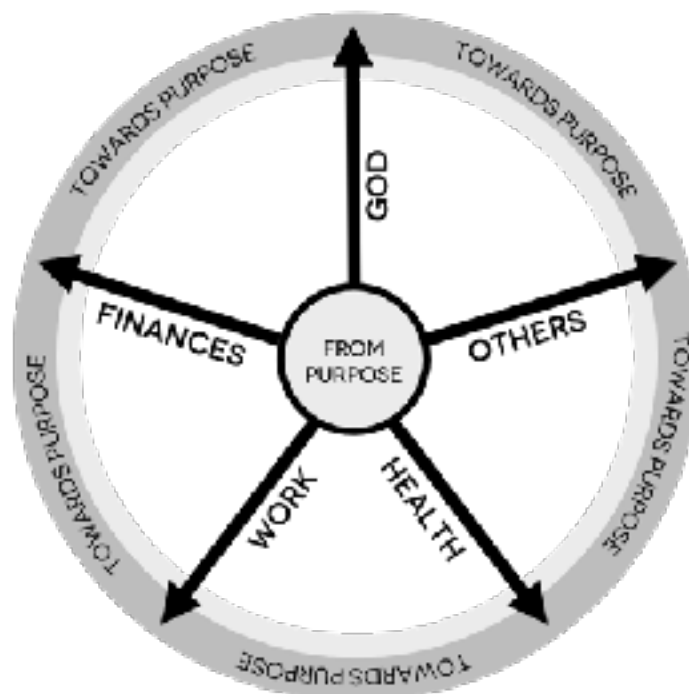


// However, I consider my life worth nothing to me; my only aim is to finish the race and complete the task the Lord Jesus has given me ..."

Acts 20:24 NIV :



Passion comes from living in each area of your life with a sense of purpose toward a purpose-filled outcome.



LIVING OUT MY PURPOSE STATEMENT

Write out your Purpose Path Statement below:

Now write down how your Purpose Path Statement impacts each spoke of your life:

GOD: _____

OTHERS: _____

HEALTH: _____

WORK: _____

FINANCES: _____

The two spokes I think I need to concentrate on first are (and why):

WINNING WITH PURPOSE

Taking note of your Purpose Path milestones and seeing how you are walking out your purpose statement in every area of your life builds momentum and creates purpose imagination.

Purpose Imagination definition: *The ability to extend the impact of your purpose beyond what you originally thought possible.*

You can use the following table to work through your Purpose Path and build momentum as you document your wins!

As you look at the table on the next page, here is an example of how it can be used:

Purpose Statement: *To demonstrate the love of God to abused children in my city.*

Spoke: *Others (my family)*

Spoke Impact: *Chose Bible stories of God's love that I can read to my children at bedtime each night*

By When: *I will start this on January 26th*

Purpose Statement:

Spoke	Spoke Impact	People	By When

Always try to keep the number of spokes you are working on to the two primary ones you feel will help you have the greatest long-term Purpose Impact. Try to set goals that take you at most 30-60 days to start to see results.

PURPOSE GROUPS

The Johari Window helps us understand that we need trusted people. These people can help us identify the blind spots in our lives.

When you can find others genuinely seeking purpose, why not meet up regularly? A Purpose Group can achieve the following:

- ▶ Help celebrate the Purpose Wins and Goals you are working on.
- ▶ Discuss Purpose Path course corrections (see Timeline Shifts)
- ▶ Introduce others to Purpose Path and lead them through the same process you have just completed.
- ▶ Keep yourself focused on walking out your purpose daily as opposed to feeling like purpose is unachievable.
- ▶ You can join others in helping with the expression of their Purpose Path. (Serving at an orphanage because that is someone else's Purpose Path)



Here are some tips for starting a Purpose Group

- ▶ Even if mentors or those you trust may have yet to work through the Purpose Path experience, why not share your timeline and circles with them so they can journey with you?
- ▶ Look around the room of people that you completed the Purpose Path Experience with and ask one or two of them to help you with your Path progress.
- ▶ Form a Facebook Group for those you see in your Purpose Path Experience.
- ▶ Completing the Purpose Path gives you everything you need to take others through the experience. *Please speak to your facilitator about additional resources to help you achieve this.*

TIMELINE SHIFTS

Change is constant; your timeline does not stop when you complete the Purpose Path Experience. Life events will continue to shape and change you. Your life experiences are a huge part of your Purpose Path, so you should be constantly aware of good or bad influences that could affect your focus and direction. We must be willing to embrace change as God leads us through the winding path of our purpose.

Many who have completed this experience find themselves tweaking their statements as they grow and change. As you progress along your Purpose Path, you will probably find your general purpose similar to its original, but we must be open to how life impacts us.

A young man who completed his Purpose Path before he became a dad found that despite the core of his purpose statement staying the same, he had a new lens added at the birth of his son. *The family* became a new core value in his Value circle.

SOME QUESTIONS TO HELP YOU NAVIGATE SHIFTS:




As I add and review my ever-changing timeline, what new life lessons are being added to my story that are changing my purpose statement?





Have I experienced events recently that are developing core values that I had not considered before?





Have I discovered something about my past experiences that has given me a different perspective on the lessons I learned?

-  What recently happened that helped me remember events I had not included in my original timeline.

-  When you helped someone else on their Purpose Path, did you discover something about your Purpose Path?

-  Have you started a new job that was not necessarily on your purpose path originally but is surprisingly speaking to your purpose?

-  What unrelated volunteer opportunities have I used to sharpen my understanding of my Purpose Statement?

-  As I journey through life with all its changes, has the group of people my Purpose Path originally defined changed?

TO CONNECT WITH YOUR PURPOSE GUIDE:

Email: craig@nimble.church

Website: <https://nimble.church>

Facebook: <https://www.facebook.com/CraigSmeeOfficial/>